

NAME: _____



DATE: _____


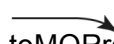
Supplementary Pronunciation Lesson (Unit 5)

INTONATION IN DIRECT AND INDIRECT SPEECH

Use rising intonation on the reporting verbs say and tell; use falling intonation on the last content word in quoted speech.

For example:

Martha  TOLD me, / "Be home before the  STORM."

Everyone  SAYS, / "Get ready for a big storm to  MORrow."


A. Read and practice.

1. They TOLD her, / "Don't be home too LATE."
2. Maria always TELLS him, / "Don't leave your doors Open."
3. He SAID, / "Be home before MIDnight."

Use falling intonation in indirect speech. Stress the last content word.

For example:

He said to be home before  MIDnight.

They told her not to be home too  LATE.

▶ 3:05 **A. Listen to the Conversation Model on page 53 of the Student's Book and repeat after the pauses.**

A: I'm on the phone with your PARents. Would you like to say helLO?

B: I WOULD, but I'm running LATE.

A: Anything you'd like me to TELL them?

B: YES. Please tell them to turn on the TV. There's a STORM on the way.

A: Will DO.