

LESSON 4 GOAL Prepare for an emergency

BEFORE YOU LISTEN

VOCABULARY • Emergency preparations and supplies Read and listen. Then listen again and repeat.

evacuate to remove all people from an area that is too dangerous

an emergency a very dangerous situation that requires immediate action


a power outage an interruption in the flow of electrical power over a large area

a shelter a safe place where people may go when the area they live in has been evacuated


a first-aid kit a small box or package containing supplies to treat minor injuries and illnesses

a flashlight a portable, battery-operated light


non-perishable food food that doesn't need refrigeration, such as canned or dried food




Be sure to have a first-aid kit with scissors and bandages.



A battery-operated flashlight is a must when there is a power outage.



In a power outage, candles can provide light.



Sometimes an evacuation is necessary in an emergency.

PAIR WORK With a partner, write sentences using the Vocabulary words and phrases.

They tried to evacuate the entire population of the city before the flood, but lots of people refused to go.

LISTENING COMPREHENSION

LISTEN FOR MAIN IDEAS Listen to an emergency radio broadcast. Write a sentence to describe the emergency the broadcaster is reporting.

LISTEN FOR DETAILS Listen again and correct each of the following false statements, using indirect speech.

Example: He said you should stand near windows during the storm.

- He said you should turn your refrigerator and freezer off.
- He said that in case of a flood, you should put valuable papers on the lowest floor of your home.
- He said you should read the newspapers for the location of shelters.

UNIT 5 68

PARAPHRASE What did the radio announcer say in the emergency radio broadcast? With a partner, discuss the questions and complete each statement, using indirect speech. Listen again if necessary.

- What should you do to get your car ready for an evacuation?
He said to
- What should you do with outdoor furniture?
He said to
- What should you buy for flashlights and portable radios?
He said to
- How should you prepare to have food and water in case you have to stay indoors for several days?
He said to
- What should you listen to in case of an evacuation?
He said to

HOW YOU CAN Prepare for an emergency

GROUP WORK Choose an emergency from the list. Write some plans for the emergency on the notepad. Provide a reason for each plan.


Plans	Reasons
Have 2 liters of water per person per day.	To have enough water in case the water is unsafe to drink.

Kinds of emergencies


- a flood
- a tornado
- a severe storm (blizzard, hurricane, typhoon)
- an epidemic
- a famine
- a drought
- a landslide
- an earthquake

Type of emergency:

Plans	Reasons



bottled water



batteries

matches

Present your plans to the class. Compare your plans.

“Our group prepared for a storm. We said to be sure cell phones were working. A power outage might occur.”

UNIT 5 69