











LESSON 4 GOAL Talk about medications

BEFORE YOU LISTEN

VOCABULARY • Medications Read and listen. Then listen again and repeat.

PAIR WORK Discuss what you might use each medication for.

a painkiller

cold tablets

a nasal spray / a decongestant

eye drops

an antihistamine

cough medicine

an antibiotic

an antacid

an ointment

vitamins

LISTENING COMPREHENSION

LISTEN TO ACTIVATE VOCABULARY Listen to each conversation with a doctor. Use the medications Vocabulary above and the symptoms Vocabulary from page 16 to complete the chart for each patient.

Name: **Didem Yılmaz**

What are the patient's symptoms?

Is the patient currently taking any medications? ☐ Yes ☐ No

If so, which ones?

Did the patient get a prescription? ☐ Yes ☐ No

Name: **Lucy Fernández**

What are the patient's symptoms?

Is the patient currently taking any medications? ☐ Yes ☐ No

If so, which ones?

Did the patient get a prescription? ☐ Yes ☐ No

Name: **Mark Goh**

What are the patient's symptoms?

Is the patient currently taking any medications? ☐ Yes ☐ No

If so, which ones?

Did the patient get a prescription? ☐ Yes ☐ No

LISTEN FOR DETAILS Listen again. Complete the information about each patient.

Didem Yılmaz

Dosage: One tablet _____ a day

Side effects: ☐ Yes ☐ No

If so, what are they?

Lucy Fernández

Dosage: _____ a day

Side effects: ☐ Yes ☐ No

If so, what are they?

Mark Goh

Dosage: Apply ointment _____ a day

Side effects: ☐ Yes ☐ No

If so, what are they?

HOW YOU CAN Talk about medications

PREPARATION Imagine you are visiting a doctor. Complete the patient information form.

GROUP WORK With three other classmates, role-play a visit to a doctor. First, choose roles. Then role-play the three scenes below. Use the patient information form.

Roles

- a patient
- a friend, colleague, classmate, or relative
- a receptionist
- a doctor

Scene 1: The friend, colleague, classmate, or relative recommends a doctor.

Scene 2: The patient calls the receptionist to make an appointment.

Scene 3: The doctor asks the patient about the symptoms and recommends medication, etc.

RECYCLE THIS LANGUAGE.

Scene 1

I've been (coughing / coughing). I feel (dizzy / nauseous). I have pain in my (chest / ribs). I think you should try _____. Why don't you _____? You may have to _____. I hope you feel better soon.

Scene 2

I need to make an appointment for _____. I wonder if I might be able to _____. I really appreciate it. Let me check. Let's see if I can fit you in. Would you be able to come (on / at) _____?

Scene 3

Thanks for fitting me in. Are there any side effects? Luckily, I had a cancellation. Let's have a look. Are you taking any medications? Are you allergic to any medications? Call me tomorrow and let me know how you feel.

PRESENTATION Perform your role play for the class.

22 UNIT 2

UNIT 2 23